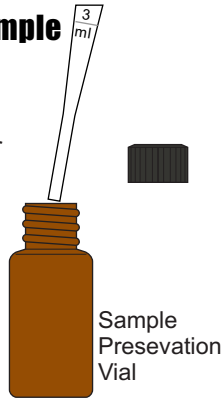


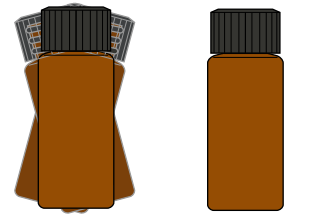
# Algal Toxin Strip Test Anatoxin-a Drinking and Recreational Waters

## 1. Collect/Preserve Sample

Using the graduated pipette provided, transfer 3 mL of SAMPLE to the sample preservation vial containing the dried preservation reagents.

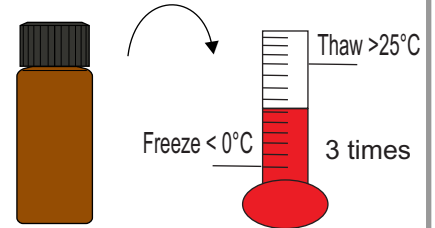


## 2. Shake and incubate



30 seconds      5 minutes  
Cap and shake for 30 seconds.  
Let rest for 5 minutes.

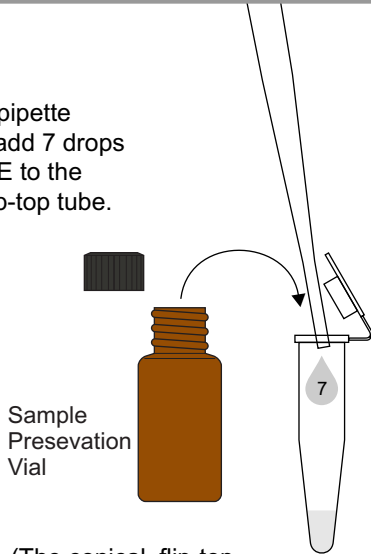
## Optional: Freeze/Thaw



Place vial on its side in freezer to freeze and then thaw sample at room temperature. Repeat process two more times. Please refer to user's guide for more information.

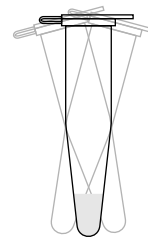
## 3. Transfer

Using the pipette provided, add 7 drops of SAMPLE to the conical, flip-top tube.



(The conical, flip-top tube contains dried reagents.)

## 4. Shake and incubate



Close the conical, flip-top tube and shake for 30 seconds.



Incubate for 10 minutes.



(Dried reagents will dissolve, turning the sample purple.)

## 5. Test

Insert test strip into conical, flip-top tube with arrow pointing down (sample pad down).

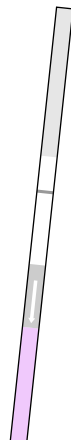


Incubate for 10 minutes.

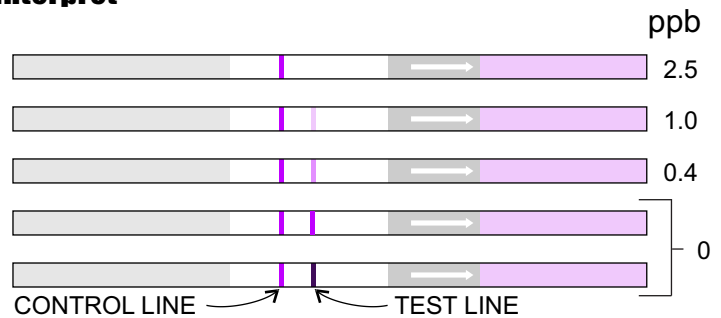


## 6. Dry

Remove test strip. Lay flat and allow to continue developing for 5 minutes.



## 7. Interpret



INTERPRET TEST

CONTROL LINE	TEST LINE	INTERPRETATION
NO CONTROL LINE PRESENT	NO TEST LINE PRESENT	INVALID RESULT
CONTROL LINE PRESENT	NO TEST LINE PRESENT	>2.5 ppb
CONTROL LINE PRESENT	MODERATE INTENSITY TEST LINE PRESENT	BETWEEN 0 AND 2.5 ppb

India Contact:

**Life Technologies (India) Pvt. Ltd.**

306, Aggarwal City Mall, Road No. 44, Pitampura, Delhi – 110034, India  
Mobile: +91-98105-21400, Tel: +91-11-42208000, 8111, 8222, Fax: +91-11-42208444  
Email: customerservice@lifetechindia.com, [www.atzlabs.com](http://www.atzlabs.com); [www.lifetechindia.com](http://www.lifetechindia.com)