

Reveal 3-D for Almond Procedure

Note: Please read kit instructions completely before performing test.
Questions? Call 800/234-5333 or 517/372-9200.

Rinse Sampling



1. Open Type 3 extraction buffer sachet and add to a sample tube.



2. Add 0.25 mL of sample to the sample tube.

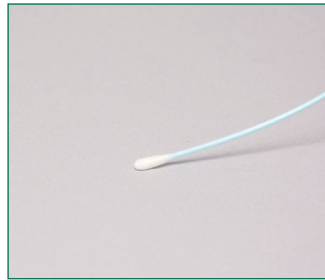


3. Secure cap and shake for 1 minute.


Swab Sampling



1. Open Type 3 extraction buffer sachet and add to a sample tube.



2. Gather the sample. *For dry surfaces moisten with extraction solution. Do not premoisten for wet surfaces.*



3. Return the swab to the extraction buffer and break off into the tube.



4. Secure cap and shake for 1 minute.


Sample Testing



1. Remove the lid and fill with liquid from the tube.




2. Dip the Reveal 3-D device into the liquid in the lid; ensure that the cavity is saturated with the liquid.



3. Leave the cavity saturated until the liquid is seen running into the test window.



4. Place the device on a flat surface and allow the test to develop for 5 minutes.



5. Interpret the results.

#902086G

Reveal 3-D for Almond

Rinse: 5–10 ppm
Swab: 20 µg/100 cm²
Testing time: 5 minutes

Materials Provided
10 yellow test devices
10 sample tubes and caps
10 sachets of Type 3 extraction buffer
10 sterile swabs

Call **800/234-5333** to order or
visit us online at www.neogen.com