

Reveal® 3-D for Sesame Procedure

Note: Please read kit instructions completely before performing test.

Extraction: Rinses



1. Open Type 10 extraction buffer sachet and add to a sample tube.



2. Add 0.25 mL of sample to the sample tube.

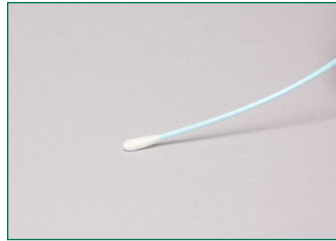


3. Secure cap and shake for 1 minute.


Extraction: Swabs



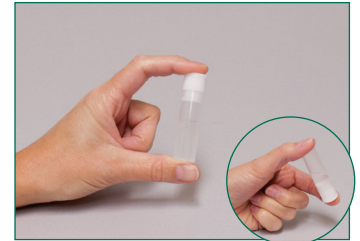
1. Open Type 10 extraction buffer sachet and add to a sample tube.



2. Gather the sample. *For dry surfaces moisten with extraction solution. Do not premoisten for wet surfaces.*



3. Return the swab to the extraction buffer and break off into the tube.




4. Secure cap and shake for 1 minute.

Sample Testing



1. Remove the lid and fill with liquid from the tube.



2. Dip the Reveal 3-D device into the liquid in the lid; ensure that the cavity is saturated with the liquid.



3. Leave the cavity saturated until the liquid is seen running into the test window.



4. Place the device on a flat surface and allow the test to develop for 5 minutes.



5. Interpret the results.

Ordering information:

8535 Reveal 3-D for Sesame

Rinse: 5–10 ppm

Swab: 5 µg/100 cm²

Testing time: 5 minutes

Materials Provided

10 light beige test devices

10 sample tubes and caps

10 sachets of Type 10 extraction buffer

10 sterile swabs

India Contact:

Life Technologies (India) Pvt. Ltd.

306, Aggarwal City Mall, Road No. 44, Pitampura, Delhi – 110034, India

Mobile: +91-98105-21400, Tel: +91-11-42208000, 8111, 8222, Fax: +91-11-42208444

Email: customerservice@lifetechindia.com, www.atzlabs.com; www.lifetechindia.com