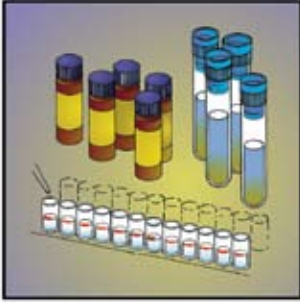
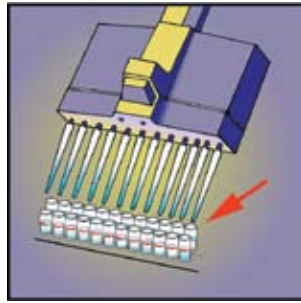


## Veratox for Peanut Allergen Procedure

**Note: Please read kit instructions completely before performing test.**  
**Questions? Call 800/234-5333 or 517/372-9200.**



1. Add 150  $\mu\text{L}$  controls and samples to the red-marked transfer wells.



2. Transfer 100  $\mu\text{L}$  to the antibody wells. Incubate for 10 minutes.



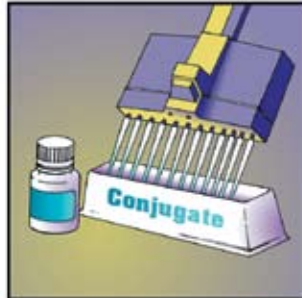
3. Dump liquid from antibody wells.



4. Wash wells thoroughly 5 times with washing solution.



5. Tap out liquid on an absorbent paper towel.



6. Transfer 100  $\mu\text{L}$  conjugate from reagent boat to antibody wells using 12-channel pipettor. Incubate for 10 minutes.



7. Repeat steps 3-5 by dumping out the liquid, thoroughly washing the wells and tapping dry.



8. Transfer 100  $\mu\text{L}$  substrate from reagent boat to antibody wells using 12-channel pipettor. Incubate for 10 minutes.



9. Transfer 100  $\mu\text{L}$  Red Stop from reagent boat to antibody wells.



10. Read results in a microwell reader with a 650 nm filter.

### Product Specifications

Range of quantitation:	2.5 ppm - 25 ppm
Controls provided:	0, 2.5, 5, 10 and 25 ppm
Testing time:	less than 1 hour

**India Contact:**

**Life Technologies (India) Pvt. Ltd.**

306, Aggarwal City Mall, Road No. 44, Pitampura, Delhi – 110034, India

Mobile: +91-98105-21400, Tel: +91-11-42208000, 8111, 8222, Fax: +91-11-42208444

Email: [customerservice@lifetechindia.com](mailto:customerservice@lifetechindia.com), [www.atzlabs.com](http://www.atzlabs.com) ; [www.lifetechindia.com](http://www.lifetechindia.com)