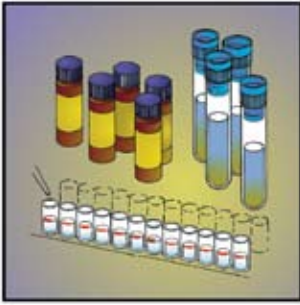
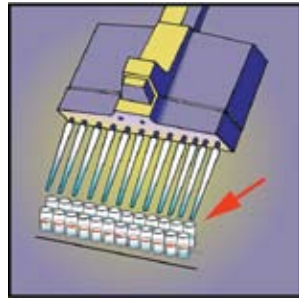


## Veratox for Egg Allergen Procedure

**Note: Please read kit instructions completely before performing test.**  
Questions? Call 800/234-5333 or 517/372-9200.



1. Add 150 µL controls and extracted samples to transfer wells.



2. Transfer 100 µL to the antibody wells. Incubate for 10 minutes.



3. Dump liquid from antibody wells.



4. Wash wells thoroughly 5 times with washing solution.



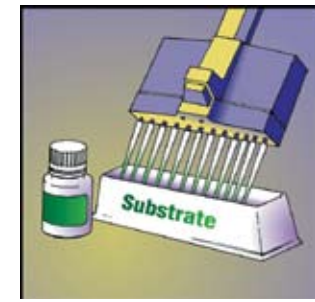
5. Tap out water on absorbent paper towel.



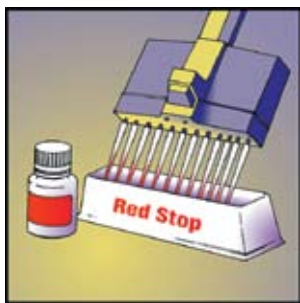
6. Transfer 100 µL conjugate from reagent boat to antibody wells using 12-channel pipettor. Incubate for 10 minutes.



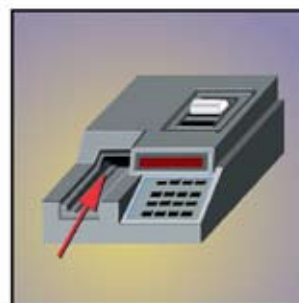
7. Repeat steps 3-5 by dumping out the liquid, thoroughly washing the wells and tapping dry.



8. Transfer 100 µL substrate from reagent boat to antibody wells using 12-channel pipettor. Incubate for 10 minutes.



9. Transfer 100 µL Red Stop from reagent boat to antibody wells.



10. Read results in a microwell reader.

### Product Specifications

Range of quantitation:	2.5 ppm - 25 ppm
Controls provided:	0, 2.5, 5, 10 and 25 ppm
Testing time:	30 minutes

### India Contact:

## Life Technologies (India) Pvt. Ltd.

306, Aggarwal City Mall, Road No. 44, Pitampura, Delhi – 110034, India

Mobile: +91-98105-21400, Tel: +91-11-42208000, 8111, 8222, Fax: +91-11-42208444

Email: [customerservice@lifetechindia.com](mailto:customerservice@lifetechindia.com), [www.atzlabs.com](http://www.atzlabs.com) ; [www.lifetechindia.com](http://www.lifetechindia.com)